

(No Model.)

E. I. BRADDOCK.

FLOWER VASE.

No. 342,675.

Patented May 25, 1886.




Fig. 1.

Fig. 2.

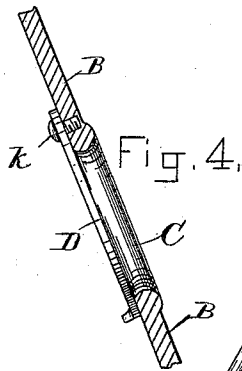
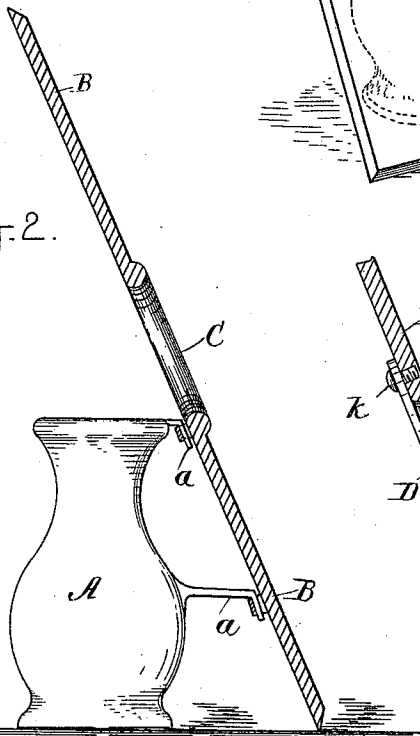
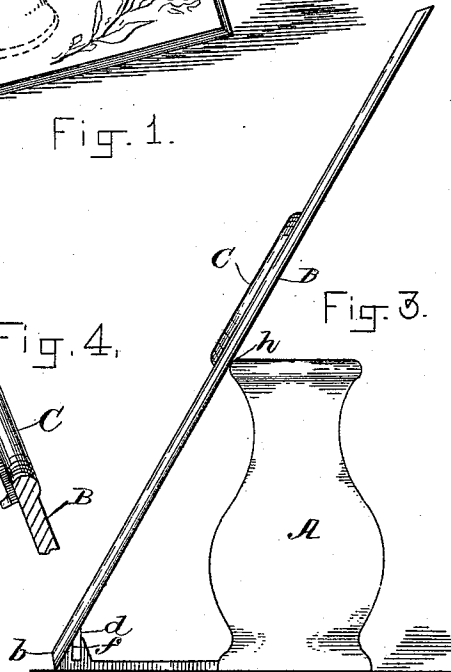


Fig. 4.

Fig. 3.



WITNESSES:

Chas. S. Wooding.

H. E. Bellows.

INVENTOR:

Edward S. Braddock

by his Attorneys
Brown Bros.

UNITED STATES PATENT OFFICE.

EDWARD I. BRADDOCK, OF MEDFORD, MASSACHUSETTS.

FLOWER-VASE.

SPECIFICATION forming part of Letters Patent No. 342,675, dated May 25, 1886.

Application filed August 10, 1885. Serial No. 174,018. (No model.)

To all whom it may concern:

Be it known that I, EDWARD I. BRADDOCK, of Medford, in the county of Middlesex and State of Massachusetts, have invented certain new and useful Improvements in Flower-Vases, of which the following is a full, clear, and exact description.

This invention consists, in substance, in the combination, with a flower-vase of any suitable or ordinary material, construction, outline, configuration, or ornamentation, of a slab or plate made of any suitable material—such as glass, sheet metal, wood, card-board, &c.—plain or ornamental, for a background for the flowers held by the vase. This slab preferably is either permanently or detachably attached to the vase, and it has an opening or openings in it, or is otherwise suitably constructed or arranged for the flowers contained in the vase to be projected and located in front of the slab, while at the same time their stems are within the vase, all so as to produce a background to the flowers, and thereby, as is plain, enabling with the exercise of taste and skill most beautiful and charming effects to be produced.

In the accompanying plate of drawings the present improved vase is illustrated, and Fig. 1 is a perspective view. Fig. 2 is a side view of a vase with its slab in vertical section and the two permanently attached. Fig. 3 is a side view of the vase and slab, illustrating a modification in the attachment of the slab to the vase, and so that it can be at pleasure attached thereto and detached therefrom. Fig. 4 is a sectional detail view showing a swinging lid or plate for closing, when the vase is not in use, the opening in the slab.

In the drawings, A represents a vase, which may be made of any suitable material—such as glass, porcelain, china, clay, metal—and either made plain or ornamented in any suitable manner and of any desired configuration or outline or form, and of any of the ordinary or other constructions suitable to receive and hold flowers and water for their preservation.

B is a slab or plate, shown as located in front of the vase A in a vertically-inclining position, and in Fig. 2 shown as permanently attached to the outer ends of horizontal ear-pieces *a* of the vase, and in Fig. 3 as detach-

ably attached to and resting at its lower edge, *b*, by its ear-piece *d* in a notch, *f*, of a bed-piece, *g*, of the vase, and also against the upper edge, *h*, of the vase.

C is an opening through the slab or plate B and above the top of the vase and in position for the flowers placed in the vase to pass through it to the front side of the slab, and thus have the slab act as a background there-
to.

The slab B may be made of glass, either plain or silvered like a mirror, or of metal, plain or polished, or of wood, card-board, porcelain, china, or other suitable material, and in any desired contour or outline or shape or ornamentation or design, according as may be desired. The slab B, as particularly shown and described, conceals the front of the vase from view, and this part of the slab may be dispensed with without departing from the spirit of this invention, which is in the combination, with a vase, of a background to the flowers held by the vase, of a construction to permit the flowers, while their stems are held in the vase, to occupy a position in front of the slab, and thus have the slab make a background to them.

In Fig. 4, D is a lid, pivoted at *k* to the back of the slab B, and of suitable shape and arrangement relative to the opening C through the slab to enable said lid to be adjusted in position so as either to open or to close said aperture through the slab. The front face of this lid may be ornamented in any suitable manner, and the lid may be made of any suitable material.

The portion of the slab making the background for the flowers is, in fact, back of the front side of the vase, and this position of it may be secured in many ways other than the way particularly shown and described—as, for instance, by placing the slab at the back and extending it upward from the top of the vase.

The lid D, in lieu of being pivoted, as described and shown, may be arranged to be slid forward and backward and across the opening C in the slab B.

Having thus described my invention, I claim—

1. In combination, a flower-vase, A, and a slab or plate, B, projecting above and con-

55

60

70

75

80

85

90

95

100

nected to the vase, and having an opening, C, substantially as described, for the purpose specified.

2. In combination, a flower-vase, A, and a slab or plate, B, projecting above and connected to the vase, and having an opening, C, provided with a closing lid, D, substantially as described, for the purpose specified.

In testimony whereof I have hereunto set my hand in the presence of two subscribing witnesses.

E. I. BRADDOCK.

Witnesses:

ALBERT W. BROWN,
K. E. BELLOWS.